

Human TGF-beta RII/TGFBR2 Protein

Cat. No. TGF-HM3R2

Description

Source	Recombinant Human TGF-beta RII/TGFBR2 Protein is expressed from HEK293 with mFc (IgG1) tag and Avi tag at C-Terminus. It contains Ile24-Asp159.
Accession	P37173-1
Molecular Weight	The protein has a predicted MW of 44 kDa. Due to glycosylation, the protein migrates to 55-70 kDa based on Tris-Bis PAGE result.
Endotoxin	Less than 1EU per µg by the LAL method.
Purity	> 95% as determined by Tris-Bis PAGE > 95% as determined by HPLC

Formulation and Storage

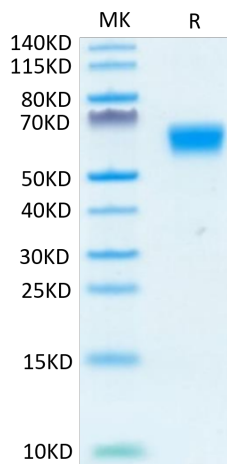
Formulation	Lyophilized from 0.22µm filtered solution in PBS (pH 7.4). Normally 8% trehalose is added as protectant before lyophilization.
Reconstitution	Centrifuge the tube before opening. Reconstituting to a concentration more than 100 µg/ml is recommended. Dissolve the lyophilized protein in distilled water.
Storage	-20 to -80°C for 12 months as supplied from date of receipt. -80°C for 3-6 months after reconstitution. 2-8°C for 2-7 days after reconstitution. Recommend to aliquot the protein into smaller quantities for optimal storage. Please minimize freeze-thaw cycles.

Background

The TGFBR2 gene provides instructions for making a protein called transforming growth factor-beta (TGF-β) receptor type 2. This receptor transmits signals from the cell surface into the cell through a process called signal transduction. Through this type of signaling, the environment outside the cell affects activities inside the cell such as stimulation of cell growth and division.

Assay Data

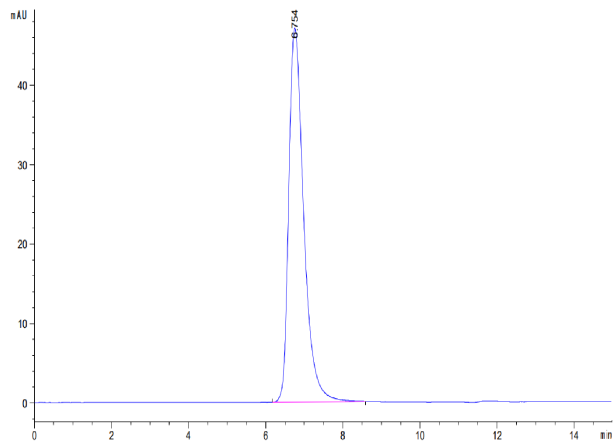
Tris-Bis PAGE



Human TGF-beta RII on Tris-Bis PAGE under reduced condition. The purity is greater than 95%.

SEC-HPLC

Assay Data



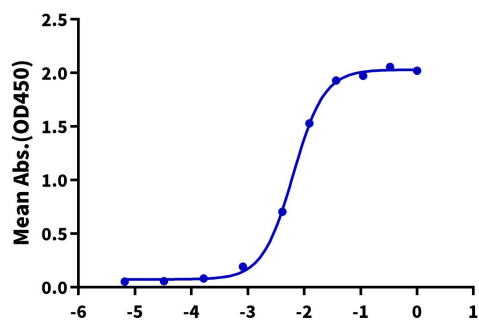
The purity of Human TGF-beta RII is greater than 95% as determined by SEC-HPLC.

Assay Data

ELISA Data

Human TGF-beta RII, mFc Tag ELISA

0.05µg Human TGF-beta RII, mFc Tag Per Well



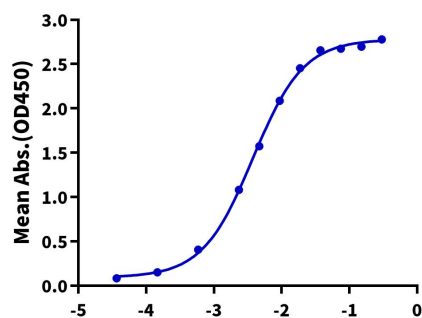
Log Biotinylated Human Mature TGF beta 3, Avi Tag Conc.(µg/ml)

Immobilized Human TGF-beta RII, mFc Tag at 0.5µg/ml (100µl/well) on the plate. Dose response curve for Biotinylated Human Mature TGF beta 3, Avi Tag with the EC50 of 6.4ng/ml determined by ELISA (QC Test).

ELISA Data

Human TGF-beta RII, mFc Tag ELISA

0.1µg Human Mature TGF beta 1, No Tag Per Well



Log Human TGF-beta RII, mFc Tag Conc.(µg/ml)

Immobilized Human Mature TGF beta 1, No Tag at 1µg/ml (100µl/well) on the plate. Dose response curve for Human TGF-beta RII, mFc Tag with the EC50 of 3.8ng/ml determined by ELISA.